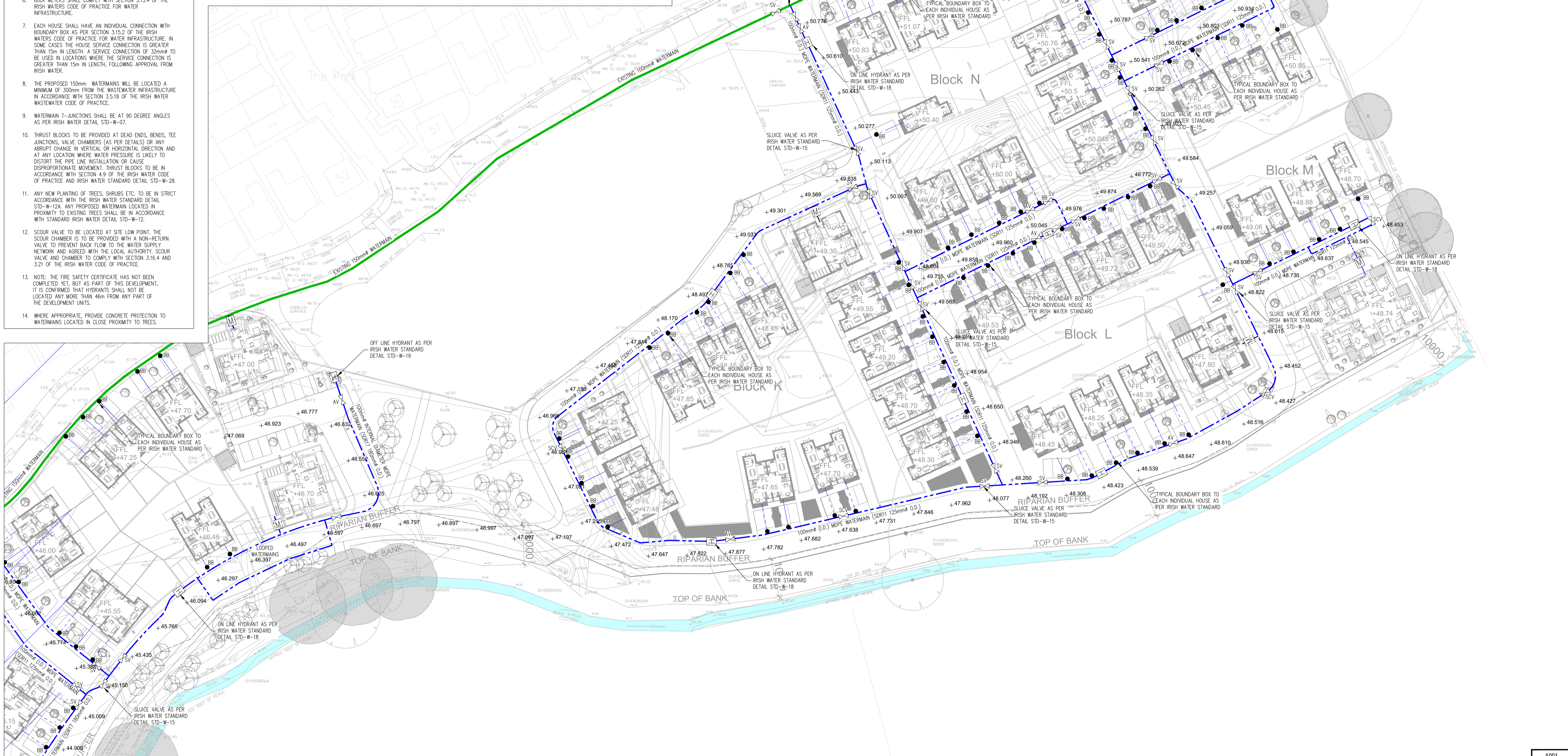
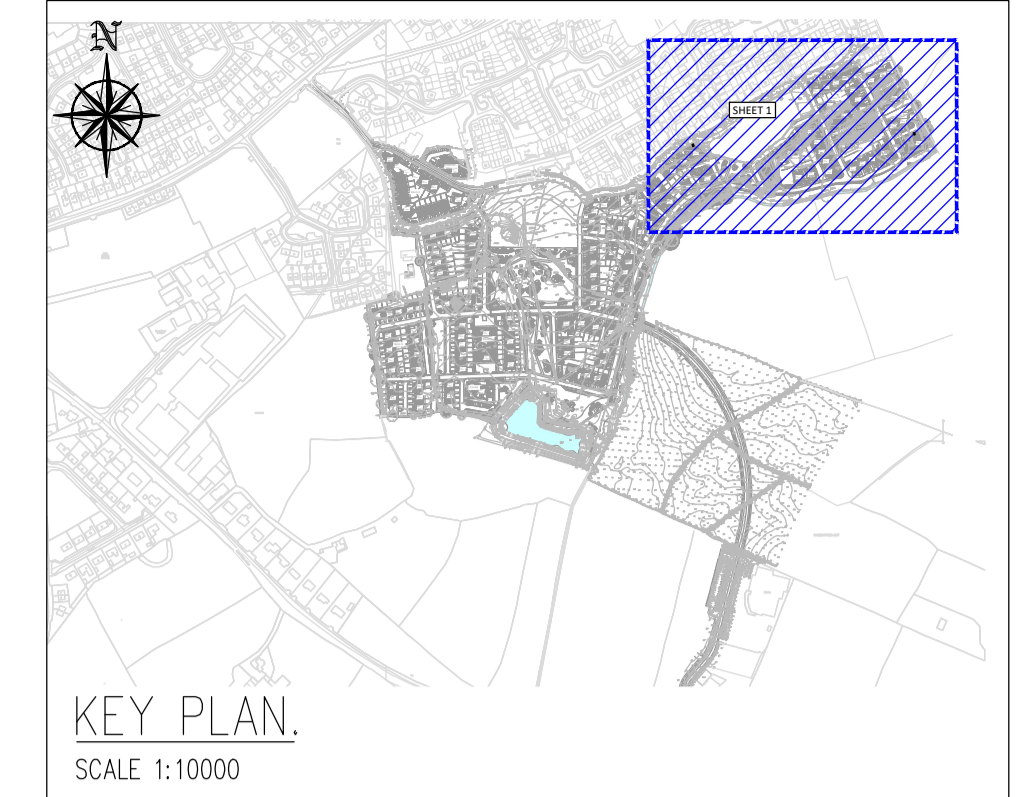
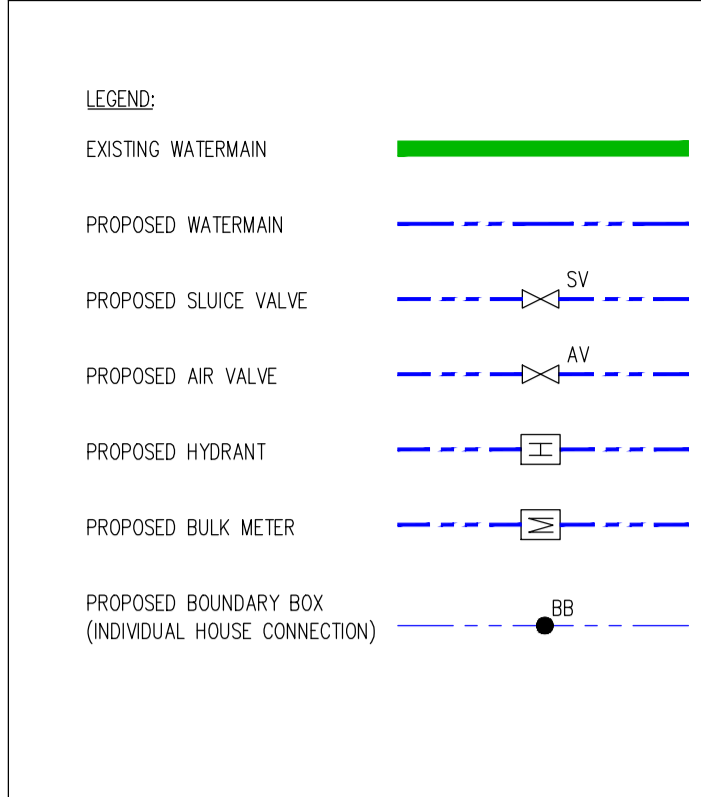


NOTE:

1. ALL PIPE WORK, VALVES, CHAMBERS, NETWORK ARRANGEMENTS AND ALL ASSOCIATED WATERMAIN WORKS TO COMPLY WITH THE IRISH WATER INFRASTRUCTURE STANDARD DETAILS.
2. ALL NEW WATERMAIN MATERIAL SHALL BE IN ACCORDANCE WITH SECTION 3.9 OF THE IRISH WATER CODE OF PRACTICE. MOPE PIPES SHALL BE OF A TYPE PE-80 AND HAVE AN SDR-11 RATING. THEY SHALL CONFORM TO IS EN 12201 PART 1, PART 2 AND PART 3.
3. THE PROPOSED 150mm WATERMANS WILL BE LOCATED A MINIMUM OF 300mm FROM THE WASTEWATER INFRASTRUCTURE IN ACCORDANCE WITH SECTION 3.5.18 OF THE IRISH WATER WASTEWATER CODE OF PRACTICE AND TYPICAL SERVICE LAYOUT DISTANCES (HORIZONTAL AND VERTICAL) SHALL BE AS PER IRISH WATER STANDARD DETAIL STD-W-11.
4. AIR PRESSURE TESTS TO ALL WORKS TO BE TAKEN IN CHARGE TO IRISH WATER CODE OF PRACTICE SECTION 4.10.
5. MANIFOLD CHAMBERS WILL BE USED TO PROVIDE A COMMUNAL BOX FOR THE APARTMENT BLOCK AND THAT EACH DWELLING UNIT WILL HAVE ITS OWN SUPPLY PIPE AND METER AND STOP VALVE. ALL METERS IN THE MANIFOLD SHALL BE TAGGED TO INDICATE WHICH PROPERTY IS SUPPLIED AND ANY UNUSED OUTLETS WILL BE BLANKED OFF IN ACCORDANCE WITH SECTION 3.15.3 OF THE IRISH WATER WASTEWATER CODE OF PRACTICE.
6. BULK METERS SHALL COMPLY WITH SECTION 3.15.4 OF THE IRISH WATER CODE OF PRACTICE FOR WATER INFRASTRUCTURE.
7. EACH HOUSE SHALL HAVE AN INDIVIDUAL CONNECTION WITH BOUNDARY BOX AS PER SECTION 3.15.2 OF THE IRISH WATER CODE OF PRACTICE FOR WATER INFRASTRUCTURE. IN SOME CASES THE HOUSE SERVICE CONNECTION IS GREATER THAN 15m IN LENGTH. A SERVICE CONNECTION OF 32mm Ø TO BE USED IN LOCATIONS WHERE THE SERVICE CONNECTION IS GREATER THAN 15m IN LENGTH, FOLLOWING APPROVAL FROM IRISH WATER.
8. THE PROPOSED 150mm WATERMANS WILL BE LOCATED A MINIMUM OF 300mm FROM THE WASTEWATER INFRASTRUCTURE IN ACCORDANCE WITH SECTION 3.5.18 OF THE IRISH WATER WASTEWATER CODE OF PRACTICE.
9. WATERMAIN T-JUNCTIONS SHALL BE AT 90 DEGREE ANGLES AS PER IRISH WATER DETAIL STD-W-07.
10. THRUST BLOCKS TO BE PROVIDED AT DEAD ENDS, BENDS, TEE JUNCTIONS, VALVE CHAMBERS (AS PER DETAILS) OR ANY ABRUPT CHANGE IN VERTICAL OR HORIZONTAL DIRECTION AND AT ANY LOCATION WHERE WATER PRESSURE IS LIKELY TO DISTORT THE PIPE LINE INSTALLATION OR CAUSE DISPROPORTIONATE MOVEMENT. THRUST BLOCKS TO BE IN ACCORDANCE WITH SECTION 4.9 OF THE IRISH WATER CODE OF PRACTICE AND IRISH WATER STANDARD DETAIL STD-W-28.
11. ANY NEW PLANTING OF TREES, SHRUBS ETC. TO BE IN STRICT ACCORDANCE WITH THE IRISH WATER STANDARD DETAIL STD-W-12A. ANY PROPOSED WATERMAIN LOCATED IN PROXIMITY TO EXISTING TREES SHALL BE IN ACCORDANCE WITH STANDARD IRISH WATER DETAIL STD-W-12.
12. SCOUR VALVE TO BE LOCATED AT SITE LOW POINT. THE SCOUR CHAMBER IS TO BE PROVIDED WITH A NON-RETURN VALVE TO PREVENT BACK FLOW TO THE WATER SUPPLY NETWORK AND AGREED WITH THE LOCAL AUTHORITY. SCOUR VALVE AND CHAMBER TO COMPLY WITH SECTION 3.16.4 AND 3.21 OF THE IRISH WATER CODE OF PRACTICE.
13. NOTE: THE FIRE SAFETY CERTIFICATE HAS NOT BEEN COMPLETED YET, BUT AS PART OF THIS DEVELOPMENT, IT IS CONFIRMED THAT HYDRANTS SHALL NOT BE LOCATED ANY MORE THAN 46m FROM ANY PART OF THE DEVELOPMENT UNITS.
14. WHERE APPROPRIATE, PROVIDE CONCRETE PROTECTION TO WATERMANS LOCATED IN CLOSE PROXIMITY TO TREES.



PLANNING DRAWING.
NOT FOR CONSTRUCTION.
ALL LEVELS GIVEN ARE
RELATIVE TO ORDNANCE DATUM.
THIS DRAWING HAS BEEN ISSUED FOR INFORMATION
PURPOSES ONLY AND MUST NOT BE USED
FOR CONSTRUCTION UNDER ANY CIRCUMSTANCES

- NOTES**
1. For setting out refer to Architect's drawings.
 2. This drawing to be read in conjunction with all other Architectural and Engineering drawings and all other relevant drawings and Specifications.
 3. DO NOT SCALE THIS DRAWING. Use figured dimensions only.
 4. No part of this document may be reproduced or transmitted in any form or stored in any retrieval system of any nature without the written permission as copyright holder except as agreed for use on the project for which the document was originally issued.
 5. Ordnance Survey Ireland Licence Number EN 0074021

Rev. No.	Date	REVISION NOTE	Dr. By	Chkd. By
P1	22.10.2020	Revised Site Layout	AB	NB
P2	05.11.2020	Revised Site Layout	AB	NB
P3	03.12.2020	Revised Site Layout	JS	NB
P4	22.01.2021	OSI Licence Updated	JS	NB

Architect	Reddy Architecture + Urbanism
Project	Residential Development Clonattin, Gorey
Title	Proposed Watermain Sheet 1 of 3
Dwg. No.	CLO-CSC-ZZ-XX-DR-C-0008
Date	May 2020
Dr. By	AB
Chkd. By	GL
Appr'd by	NB
Scale	1:500@A1
Revision	P4

CS Consulting Group
DUBLIN | LONDON | LIMERICK

Head Office
19-22 Dame Street, Dublin 2.
T: +353 (0)1 5480863 F: +353 (0)1 9011355
e: info@csconsulting.ie
w: www.csconsulting.ie

Quality
Environment
Health & Safety

IS. EN ISO 9001:2008
IS. EN ISO 14001:2004
IS. EN ISO 50001:2011
OHSAS 18001:2007